





- Dashboard
- Roster
- Test Monitoring
- Test Results
- Reading
- Writing
- Teacher Resources
- WS How-To's
- Teacher Logins

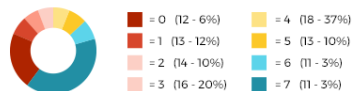
ESSAY TEST RESULTS:  
**Feb-3 Info. Sherpa People**  
 5th Grade - All Periods

GRADE: 5TH | SEPT 1 | NOV 15 | FEB 3 | TEST TYPE: ESSAY

FILTER RESULTS: ALL Top 25% Bottom 25%

- Resource Guide
- Test Docs
- Download PDF
- Export Data

**STUDENTS RECEIVING EACH RAW SCORE**  
 (# students - %)



**AREAS FOR IMPROVEMENT**  
 Missing, Weak, or Insufficient scores.

Idea Dev, Organization, Coherence:		Language Usage & Conventions:	
Introduction	35 students (68%)	Capitalization	34 students (56%)
Focus	21 students (48%)	Spelling	49 students (76%)
Attributions	17 students (32%)		

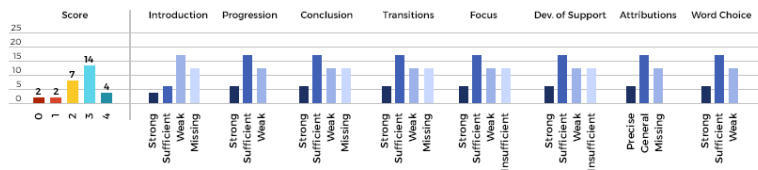
[View Lesson Plans](#) | [View Lesson Plans](#)

**ESSAY CLASS DATA SUMMARY ALL PERIODS**

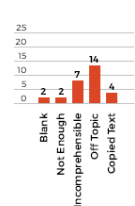
# Students in each category for all periods combined. Hover over column name for explanation.

SPREADSHEET | GRAPH

**Idea Dev, Organization, Coherence**



**Zeros (4) by Reason**



**Language Usage & Conventions**

